

Gliderol Panel·Glide®

Sectional Overhead Garage Door



Unique in Design - Panel·Glide® From the makers of the famous Gliderol Roller Door comes a revolutionary alternative in garage doors - the raised panel sectional overhead **Gliderol Panel·Glide®**. The new **Panel·Glide®** uses a modern design concept which comprises a number of hinged rigid sections which slide overhead. The door is extremely lightweight and easy to operate with its track and roller system plus accurate torsion spring balancing. Advanced technology is used in the production of this strong and versatile panel door to provide new levels of performance and style ultimately enhancing your homes street appeal.

Superb Styling The panel concept and technology developments have allowed new styling opportunities which are fully utilised in the **Gliderol Panel·Glide®** door. **Panel·Glide®** features the latest raised panel design providing an appearance similar to expensive custom built solid timber panelling. This superb styling is achieved in polyester COLORBOND® steel without the disadvantages in maintenance, lifespan and cost often associated with timber products. This high performance door can be supplied in a smooth or rough sawn woodgrain textured finish.

Manufactured by
Gliderol Garage Doors

A Division of Gliderol
International Pty Ltd
ABN 92 007 928 949

An Australian
Manufacturing Company

32 Jacobsen Crescent
Holden Hill SA 5088
Adelaide, South Australia

Telephone +618 8261 9633
Facsimile +618 8261 9700

Email sales@gliderol.com.au
Website www.gliderol.com.au



The Oxford 8

Above: **Panel-Glide®**
Oxford

The Oxford Panel-Glide® uses classic Georgian squares to provide a traditional look to the home. Each Georgian square is precision pressed in manufacturing with minimal distortion to the steel. Ideally suited with our rough sawn woodgrain finish the **Oxford Panel-Glide®** is also available in a smooth finish.

A wide range of window options are available with the **Oxford Panel-Glide®**. Each window is meticulously assembled using hard wearing clear or tinted acrylics. Window options will allow additional light to enter the garage along with a superb finish to your garage appearance.

Features inherent to Panel-Glide® Sectional Overhead Doors

- Optional Low Headroom tracking for those tight situations
- Optional window designs to enhance overall style
- Smooth or rough sawn finish
- Choice of 4 fabulous designs
- Wide range of colours
- Available to sizes up to 3.0 (h) and 6.0 metres (w)
- Spring assisted mechanism providing safety at all times
- Heavy Duty hardware for trouble-free operation
- Maintenance free Colorbond steel sections suitable for all conditions

Quality and Value by Design

The **Gliderol Panel-Glide®** is produced to the highest standards of quality built by the state of the art machinery using advanced technology and unique computer controlled equipment.

An Australian made product **The Gliderol Panel-Glide®** has been specifically designed to meet Australia's harsh conditions it is inherently stronger than most other sectional doors due to the use of this latest technology. This results in a slimmer but stronger panel section presenting a more balanced appearance.

With the Colorbond rough sawn woodgrain finish comes the strength and style to compliment any home with the variations of **Panel-Glide®** designs available.

Below: **Panel-Glide®**
Hampton

The **Panel-Glide Hampton®** range, as with all **Panel-Glide®** sectional overhead doors, combines the look of timber with the strength of steel. **The Panel-Glide Hampton®** incorporates rectangular embossments that result in an uncluttered and elegant finish.

The Hampton



The Madison 8

The Tuscan Glideline 8

The Hampton

The Madison



Left: **Panel-Glide®**
Madison

The **Panel-Glide Madison®** is available in rough sawn wood-grain finish only. With clean sharp lines **The Madison Panel-Glide®**, with its textured finish, blends in perfectly with rendered homes.

If you are looking for a door to merge into the background, **The Madison Panel-Glide®** is the obvious choice, complementing and magnifying your home's intricate features.



Above:
Fully Tubed Hinges ensure smooth operation and are corrosion resistant. Incorporating nylon self lubricating rollers the hinges will provide years of reliable service.



Below:
Extruded Aluminium Bottom Rail adds strength to the **Panel-Glide®**. Incorporating strong durable weatherseal that will assist in preventing undesirable material entering the garage.

The Tuscan Glideline



Left: **Panel-Glide®**
Tuscan Glideline

One of two new designs available in the **Panel-Glide®** sectional door range **The Tuscan Panel-Glide®** creates a timber planked style door that is built with low maintenance colorbond steel. Horizontal 'v' grooves create a sleek and contemporary looking garage door.

Ideally suited to the modern home, **The Tuscan Panel-Glide®** sectional overhead door provides the perfect alternative to the 'Oxford' and 'Hampton' designs.

Only available in rough sawn finish.



Below:
Centre Lift T-Handle Lock usually only required on manual **Panel-Glide®** Sectional Overhead doors. The lock will provide security and can be easily operated from either inside or outside the door.

The Cedar Colorgrain



Left: **Panel-Glide®**
Cedar Colorgrain

For something different **Panel-Glide® Cedar Colorgrain** is the perfect option. This new product is specifically designed to compare with more expensive timber products. Made entirely from BHP steel **Panel-Glide® Cedar Colorgrain** is a more cost effective, hard wearing and low maintenance option to its timber counterpart.

Available in all the above **Panel-Glide®** designs there's sure to be a **Cedar Colorgrain®** option for you.



Glidermatic GTS 2000®

Remote Control
Tilt and Sectional Door Operator

Glidermatic GTS 2000®

The opener for tilt and sectional garage doors.

Using technology smarter, we've combined the most up to the minute electronic circuitry, Australian engineering know how and streamlined design to create the Glidermatic GTS 2000®.

Its digitally coded sophisticated mini transmitter, and safe fully enclosed chain make it the most technically advanced door operator around.

And when you buy a Gliderol product, it is backed by an Australian company that has been at the fore front in the design and manufacture of doors and electronic door opener systems for over 26 years.

GTS safe We've taken safety one step further by enclosing the chain in a rollformed steel section. Now, all components of the system are safely housed within the cover. The low operating voltage is a safety feature in itself. Other safety features are the automatic reversing of the door when an obstacle is detected, an overload cut-out if the door is jammed, and immediate braking in case of power failure. All electrical components are fully contained in engineered flame retardant plastics. A timeout circuit is also incorporated to prevent motor burn out should the door be electrically functioned when in manual mode.


GTS quiet Simply speaking, The Gliderol GTS 2000® is as quiet as can be. The low voltage (24 volts) motor is rated at 150NM (1/3 hp) continuously rated. Your GTS operator incorporates a built in feature, which allows slow take off with ramp up speed to then slow at the end of travel ensuring no unnecessary strain on components and whisper quiet opening and closing.

GTS installation The Gliderol GTS 2000® can be fitted to both new and existing tilt and sectional doors from single residential to light industrial. Because of the minimal number of parts required, installation of the Glidermatic GTS 2000® is quick and easy. The unit is fixed to the lintel above the centre of the door parallel to the ceiling and plugged into an owner- supplied power point in the ceiling. An additional transmitter located in a wall mounted cradle may be used for local operation from within the garage or near vicinity of the door. Available options include an additional transmitter for a second car. Access during a power failure or without the transmitter is available via a manual release cable or by optional external key release. For people with electronically controlled security systems, a separate control panel can be installed inside the house.



GTS security One security feature of the Gliderol GTS 2000® is when the door is closed the motor is electronically locked to prevent the door from unauthorised entry. Most importantly for your added security the wireless remote control uses a random rolling code with over 16 million combinations. An automatic courtesy light will activate and illuminate your garage for approximately 90 seconds.

GTS Transmitter The state of the art 3 button mini transmitter can operate up to 3 doors or 2 doors and a gate or home alarm system setting. The UHF transmitter is generally line of sight operation, which is highly recommended for your personal safety. An additional feature of the handset is the facility to use the handset to set the up and down door limits.



Left: A second wall mounted transmitter is provided that may be removed, if required, from its cradle.

**Australian Distributors
International
Manufacturers and
Licencees**

Head Office, South Australia
Gliderol Garage Doors Pty Ltd
32 Jacobsen Crescent
Holden Hill SA 5088
Telephone (08) 8261 9633
Facsimile (08) 8261 9700

Victoria
Gliderol Garage Doors Pty Ltd
23 Kitchen Road
Dandenong VIC 3175
Telephone (03) 9793 5455
Facsimile (03) 9706 8492

New South Wales
Sydney
Gliderol Garage Doors Pty Ltd
45 Sammut Street
Smithfield NSW 2164
Telephone (02) 9725 1033
Facsimile (02) 9725 1115

Newcastle
Gliderol Garage Doors Pty Ltd
Unit 2-87 Glenwood Drive
Thornton NSW 2322
Telephone (02) 4966 8500
Facsimile (02) 4966 8511

Queensland
Gliderol Garage Doors Pty Ltd
45 Harvey Street
Eagle Farm QLD 4009
Telephone (07) 3868 2766
Facsimile (07) 3868 2766

Western Australia
Gliderol Garage Doors Pty Ltd
21 Prindville Drive
Wangara WA 6065
Telephone (09) 9409 3000
Facsimile (09) 9409 3200

Tasmania
Gliderol Garage Doors Pty Ltd
C/o 23 Kitchen Road
Dandenong VIC 3175
Telephone (03) 9793 5455
Facsimile (03) 9706 8492

United Kingdom
Gliderol Doors UK Ltd
1 Dofxard Drive
South West Industrial Estate
Peterlee Co. Durham
Telephone 44 191 518 0455
Facsimile 44 191 518 0548

Singapore
Gliderol Doors (S) Pte Ltd
No 86 International Road
Singapore 629176
Telephone 65 266 6668
Facsimile 65 266 6866

Malaysia
Gliderol Doors (M) SDN BHD
No 49B 2nd Floor Jln SS15/8A
47500 Subang Jaya
Selangor Darul Ehsan, Malaysia
Telephone 7342350
Facsimile 7343217

China
People's Republic of China
Gliderol (Asia) Pte Ltd
No 20 Beimen Heling
Quanzhou, Fujian Province
People's Republic of China
Telephone 595 2383838
Facsimile 595 2392388

United States
Gliderol International
Jim Pace
2317 Ridgewood Drive
Plano, Texas 75074
Telephone 1 972 423 9075
Facsimile 1 972 423 8735

Saudi Arabia
Al-Moosa Garage Doors
Al Hassa, Dhahran Street
PO Box 10070 Pin Code 31982
Telephone (03) 966 3 587 3660
Facsimile (03) 587 8050

Bahrain
Abbas Biljeek & Sons
PO Box 308
Manama, Bahrain
Telephone 973 401 444
Facsimile 973 401 333

United Arab Emirates
ADESCO
PO Box 43217, Abu Dhabi
United Arab Emirates
Telephone 9712 393 915
Facsimile 9712 393 965

Al Adrani & Partners
Electronic Doors
PO Box 1510
Doha, Qatar
Telephone 974 4884 340
Facsimile 974 4884 336

India
Indo-Germa Products Ltd
No 14 Pattuloo Road
Chennai 600 002
India
Telephone 91 44 852 0075
Facsimile 91 44 852 0047

Taiwan
Republic of China
Gliderol Taiwan Ltd
105 Chung Shing Road
Hsin Shing Tsun
Lu Chu Hsiang
Taoyuan Hsien
Taiwan
Telephone 886 3 323 9200
Facsimile 886 3 323 9161

Thailand
Gliderol Doors (Thai) Co. Ltd
24/32 Moo 6, Bangna-Trad Road,
Bangsaothong, Smutprakarn10540
Thailand
Telephone 662 740 02313
Facsimile 662 740 0235

Oxford Range



Traditional Oxford



County Oxford



Sunburst Oxford



Sunset Oxford



Waterton Oxford



Cascade Oxford



Canterbury Oxford



Traditional Oxford



County Oxford



Sunburst Oxford



Horizon Oxford



Waterton Oxford



Cascade Oxford



Canterbury Oxford

Hampton Range



Traditional Hampton



County Hampton



Sunburst Hampton



Sunset Hampton



Waterton Hampton



Cascade Hampton



Canterbury Hampton



Traditional Hampton



County Hampton



Sunburst Hampton



Horizon Hampton



Waterton Hampton



Cascade Hampton



Canterbury Hampton

Window Options These stylish optional extras are available for double and single door widths. Windows will greatly enhance the overall presentation of your home and new Panel-Glide® garage door.

Available in 4 and 5 sections, 4 and 8 panels.

All windows are available in standard clear acrylic. For those more adventurous, why not consider optional tinted acrylic windows?

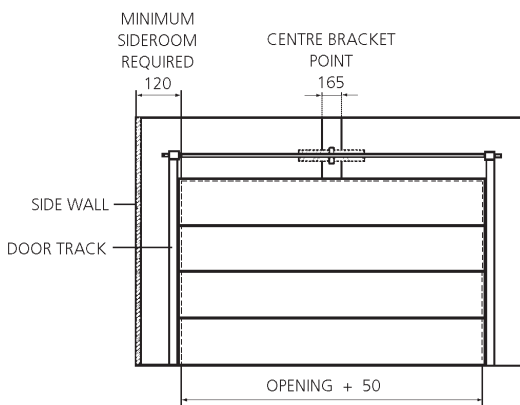
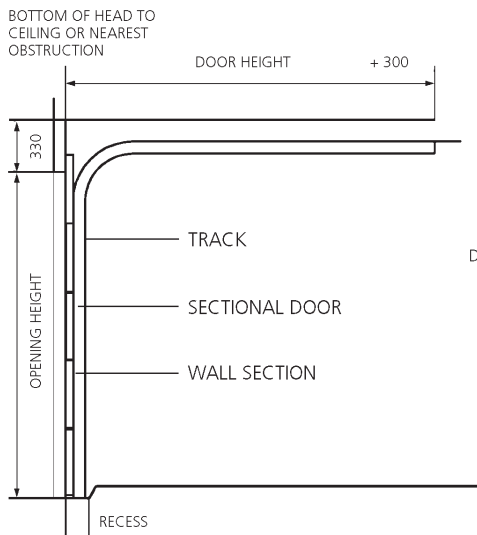
Windows not available in Tuscan or Madison style doors.

Panel-Glide®

Installation Requirements

Side Room (standard): 120 mm
Headroom (standard): 330 mm
Automatic: 390 mm

Optional Low Headroom Fittings
Manual: 180 mm
Automatic: 240 mm
Side Room: 150 mm



**GLIDEROL
GARAGE DOORS**

A Division of Gliderol
International Pty Ltd
ABN 92 007 928 949
An Australian
Manufacturing Company

**GLIDEROL
RENLITA**
*Making doors
for over 50 years*

Panel-Glide®
Sectional Overhead
Garage Door

Panel-Glide® Guarantee All new Panel-Glide® sectional overhead doors come with an unconditional Gliderol guarantee, which is one year on all finished material, parts and workmanship. Complete warranty details will be clearly outlined at point of sale. The Company reserves the right to make changes or improvements to the products or accessories without notice and without incurring any obligation to make similar changes or improvements to goods previously ordered. Smooth finish doors may highlight irregularities caused during rollforming flat steel.